



Teknox



METAL CLEANING
EVOLUTION

WORKSHOP



CATALOGUE
WORKSHOP DIVISION





INTRODUCTION

- 2** COMPANY
- 3** SECTORS



INSTALLATIONS

- 04** K-SERIES
- 06** LAVAPEN
- 09** P 60/80
- 12** P 100/120
- 15** ATOM
- 19** SIMPLEX 60/80
- 22** SIMPLEX 100/120
- 26** SIMPLEX BIG 1B
- 32** SIMPLEX BIG 2B
- 36** CHEMICAL PRODUCTS



COMPANY

THE METAL CLEANING PROFESSIONALS

Our company, founded as SME Srl in 1967, has become over the last decades the reference in the parts washers for the Garage Equipment sector. Teknox systems are a synonym for safety, quality and reliability.



This catalogue is new in contents and graphics and intends to show the entire range of our washing systems that Teknox manufactures for the Garage equipment sector. Teknox is also known in the special equipment sector where customers' peculiar and demanding needs are met with our "tailor made" washing installations.

The washers are designed and assembled in our plant in Bologna that accounts for 5,000 square metres.

Our sales network continues its positive growth trend and consists of hundreds of distributors and resellers all over the five continents.



TECHNOLOGIES

PROFESSIONALISM

The washers described below are currently used in a wide variety of ways: from motorbike, car and truck mechanics to bus, underground, train and ship maintenance sector, from grinding to painting, from automotive to woodworking manufacturers, from foundry to automatic turnery, from petrochemical to cosmetic industry, from fruit and vegetable to food producers.

Customers' new and more demanding requests are the reason why Teknox constantly increases its skills.



K-SERIES

ULTRASONIC PARTS WASHERS

The ultrasonic washing system by Teknox has been designed for a heavy and continuous use due to its high quality materials and to the latest technology. Ultrasonic washing is carried out by a generator and transducer plates immersed in fluid installed alongside the tank. Standard machines include an automatic mobile platform for high loading capacity in stainless steel, an additional tank for oil-trimming collection and circulating pump.



- K 100
- K 200
- K 300
- K 500

K-SERIES

4

VERSION

Electric, HT (maximum temperature 80°C)

SUPPLY VOLTAGE

400V 3ph+N+PE

EQUIPMENT

Cosa è incluso in tutte le K

- Immersed ultrasonic transducers plates installed laterally
- Pneumatic platform for automatic lifting and immersion
- Circulating pump for oil-trimming filtering and removal
- Lateral tank for collection of oily contamination
- Colour 4" touchscreen display for settings and programs
- Top cover to reduce steams
- Preset connections for the steam extraction
- Blow valve for tank emptying
- Minimum level control

What are the additional accessories

- Compressed air blowing gun




TECHNICAL DATA

TECHNICAL DATA	K 100	K 200	K 300	K 500
Useful washing sizes (cm)	65 x 35 x H34	85 x 45 x H38	105 x 55 x H40	125 x 65 x H45
Tank sizes (cm)	71 x 60 x H40	91 x 70 x H44	111 x 80 x H46	131 x 90 x H51
Overall dimensions (cm)	135 x 85 x H170	155 x 95 x H175	190 x 110 x H190	200 x 110 x H190
Washing tank	150 lt	250 lt	350 lt	550 lt
Oil tank	30 lt	40 lt	60 lt	80 lt
Heating power	4 kW	6 kW	10 kW	16 kW
Lifting platform capacity	100 kg	100 kg	200 kg	300 kg
Ultrasonic power (peak/effective)	2000w / 1000W 40kHz	4000w / 2000W 40kHz	6000w / 3000W 40kHz	8000w / 4000W 40kHz
Number of ultrasonic plates	2 in front	2 in front 2 behind	4 in front 4 behind	4 in front 4 behind

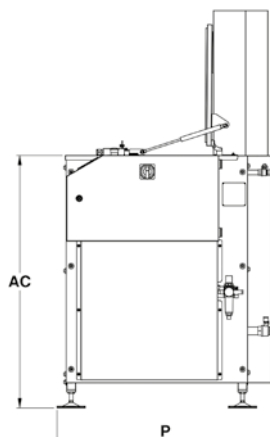
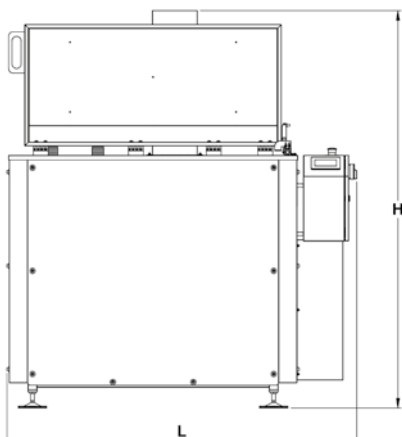
CONNECTIONS

TYPE	K
Extraction connection	2 x Ø 50 mm
Washing tank drain outlet	1" gas
Oil tank drain outlet	1" gas
Intermediate oil tank drain outlet	1" gas
Washing tank filling	1/2" gas



DIMENSIONS

DIMENSIONS	K 100	K 200	K 300	K 500
H (opened - height)	170 cm	175 cm	200 cm	230 cm
L (width)	135 cm	155 cm	190 cm	200 cm
AC (loading height)	100 cm	105 cm	110 cm	120 cm
P (depth)	95 cm	95 cm	110 cm	120 cm



LAVAPEN

MANUAL PARTS WASHERS

This model is ideal for a successful washing of small and medium size mechanical parts. The washing is carried out manually with two gloves fitted in the front part. The appropriate washing results are ensured by a high pressure pump and a special spray-nozzle. Two models are available:

- P version, with pneumatic supply only, for the use of detergents at room temperature.
- C and X version have electric supply and can reach 60 °C for the washing liquid and wash parts with an adjustable pressure pump able to reach 8 bar for the C version, and 80 bar for the X version.



- LP 2
- LP 3
- LP 4

VERSION

P (pneumatic), C (hot electric),
X (high-pressure hot electric)

SUPPLY VOLTAGE

Compressed air (pneumatic version)
230V 1PH+N+PE 50HZ (and more on demand)

EQUIPMENT

What is included in all Lavapen machines

- Removable support panels in STAINLESS steel AISI 304
- Closing door with hoses and tempered glass
- Assisted door closing with Gas springs and hook
- Filter on pump suction (500 µ)
- Washing activated by pedal
- Safety limit switch on door opening
- Structure and plates in STAINLESS steel AISI 304
- Neon light for interior lighting
- STAINLESS steel heating resistors
- PVC gloves (oil and grease-repellent, good resistance to chemical products)
- Adjustable feet +/- 50 mm

What P version offers

- Pressurized-jet washing nozzle and brush
- Washing pressure manually adjustable from 1 to 5 bar

What C version offers

- Pressurized-jet washing nozzle and brush
- Washing pressure manually adjustable from 1 to 9 bar
- Tank minimum level control for the protection of pump and resistor

What X version offers

- Special pressurized-jet washing nozzle and non-slip hand grip
- Pressure controlling gauge
- Washing pressure manually adjustable from 1 to 80 bar
- Tank minimum level control for the protection of pump and resistor

What are the additional accessories

- High pressure washing gun
- Compressed air blowing gun
- Overflow valve
- Longer gloves in neoprene (800 mm)

SPEED
SPEED



Lavapen P-C-X



Lavapen P-C



Lavapen P-C-X (accessory)

TECHNICAL DATA

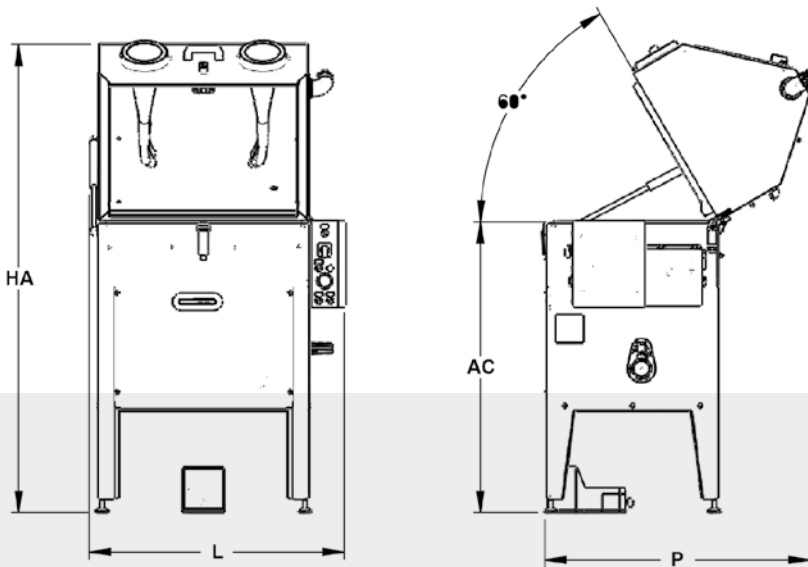
TECHNICAL DATA	SERIES	LP 2	LP 3	LP 4
Closed machine overall dimensions (L x P x H)	P – C – X	92 x 69 x 160H cm	117 x 84 x 160H cm	142 x 94 x 160H cm
Opened machine overall dimensions (L x P x H)	P – C – X	92 x 98 x 170H cm	117 x 111 x 180H cm	142 x 120 x 188H cm
Washing capacity (L x P x H)	P – C – X	70 x 55 x 45H cm	95 x 70 x 45H cm	120 x 80 x 45H cm
Basket load capacity	P – C – X	70 kg	70 kg	70 kg
Tank capacity	P – C – X	40 lt	75 lt	90 lt
Washing pump	P	5 bar - 2 lt/min	5 bar - 2 lt/min	5 bar - 2 lt/min
	C	0,75 kW - 9 bar 10 lt/min	0,75 kW - 9 bar 10 lt/min	0,75 kW - 9 bar 10 lt/min
	X	1,5 kW - 80 bar 12,5 lt/min	1,5 kW - 80 bar 12,5 lt/min	1,5 kW - 80 bar 12,5 lt/min
Liquid heating	C – X	2 kW	2 kW	2 kW
Supply	P	6 bar - 20 NI/min	6 bar - 20 NI/min	6 bar - 20 NI/min
	C – X	230V 1PH 50Hz 8,6 A	230V 1PH 50Hz 8,6 A	230V 1PH 50Hz 8,6 A
Compressed air consumption	P	20 NI/min	20 NI/min	20 NI/min
	C – X	10 NI/min	10 NI/min	10 NI/min

CONNECTIONS

TYPE	LP 2	LP 3	LP 4
Steam drain outlet	Ø 55 mm	Ø 55 mm	Ø 55 mm
Compressed air intake	F ¼" Gas	F ¼" Gas	F ¼" Gas
Tank drain outlet	F ¾" Gas	F ¾" Gas	F ¾" Gas

DIMENSIONS

DIMENSIONS	LP 2	LP 3	LP 4
HA (opened - height)	170 cm	180 cm	188 cm
AC (closed - height)	160 cm	160 cm	160 cm
L (width)	92 cm	117 cm	142 cm
P (depth)	98 cm	111 cm	120 cm



LAVAPEN

8



P 60/80

PARTS WASHERS WITH ROTARY BASKET AND ELECTROMECHANICAL COMMANDS

P is a system for automatic washing of mechanical parts. The washing is carried out by the action of upper, lower and side jets. Basket rotates through a gear motor. The board is electromechanical. Operators can set the tank liquid temperature as well as the length of the treatment cycle.



- P 60
- P 80

VERSION

Electric, LT, maximum temperature 60°C

SUPPLY VOLTAGE

400V 3PH+T 50 HZ (and more on demand))

P 60/80

9

EQUIPMENT

What is included in all P 60 and 80 machines

- Electromechanical control board
- Mechanical rotation of the basket by a gear motor
- Reinforced basket in electrowelded net with external edge of galvanized steel
- Tank minimum level control for the protection of pump and resistor
- Electric pump in stainless steel AISI 304 with special Gaskets
- Filter in stainless steel AISI 304 on the pump suction
- Tank edge Gasket
- Electrical box of painted metal
- Safety limit switch on the cover opening
- Structure and plates in stainless steel


- Liquid heating with electric resistor in stainless steel
- Laser-drilled washing pipes in stainless steel (more pressure, less maintenance)
- Flexible suction and pump delivery pipes (easy maintenance)

What are the additional accessories


- Basket in stainless steel AISI 304 [1]
- Disc oil separator [2]
- Panels under the basket with grease collecting filters [3]
- Kit for use with abrasive contaminants
- Pipes with blade-nozzle in stainless steel

SIMPLICITY
SIMPLICITY


1



2



3



TECHNICAL DATA

TECHNICAL DATA	P 60	P 80
Closed machine overall dimensions (L x P x H)	92 x 78 x 100 cm	112 x 100 x 110 cm
Opened machine overall dimensions (L x P x H)	92 x 86 x 153 cm	112 x 105 x 185 cm
Washing capacity (Ø x H)	58 x 38 cm	78 x 43 cm
Basket load capacity	100 kg	100 Kg
Tank capacity	60 lt	130 lt
Washing pump	0,55 kW 2,5 bar 120 lt/min	0,55 kW 2,5 bar 120 lt/min
Washing heating	4,0 kW	4,0 kW
Mechanical rotation	0,09 kW	0,09 kW
Disc oil separator	24	30
Supply	3PH+T	aria comp. 6 bar

P 60/80

10

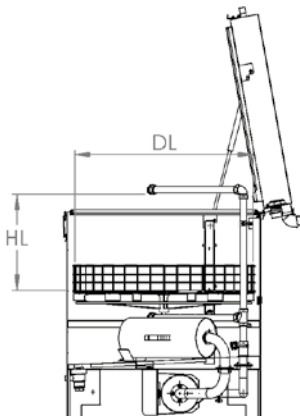
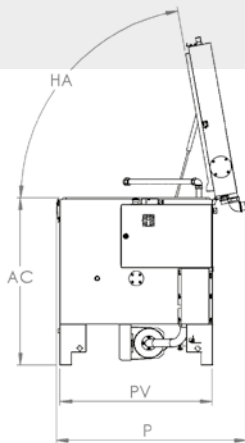
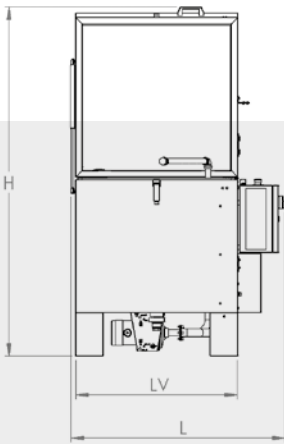
CONNECTIONS

TYPE	P 60	P 80
Tank drain outlet	F 1" Gas	F 1" Gas
Oil separator drain outlet	M 1/2" Gas	M 1/2" Gas
Steam drain outlet	Ø 50 mm	Ø 50 mm



DIMENSIONS

DIMENSIONS	P 60	P 80
L (width)	92 cm	112 cm
P (depth)	86 cm	105 cm
H (height)	153 cm	185 cm
DL (washing diameter)	58 cm	78 cm
HL (washing height)	38 cm	43 cm
AC (loading height)	83 cm	92 cm
LV (tank width)	64 cm	84 cm
PV (tank depth)	64 cm	84 cm
HA (opening angle)	80°	80°



SIMPLICITY
SIMPLICITY

P 100/120

PARTS WASHERS WITH ROTARY BASKET AND ELECTROMECHANICAL COMMANDS

P is a system for automatic washing of mechanical parts. The washing is carried out by the action of upper, lower and side jets. The basket rotates through a gear motor. The board is electromechanical. Operators can set the tank liquid temperature as well as the length of the treatment cycle.



- P 100
- P 120

VERSION

Electric, LT, maximum temperature 60°C

SUPPLY VOLTAGE

400V 3PH+T 50 HZ (and more on demand)

P 100/120

12

EQUIPMENT

What is included in all P 100 and 120 machines


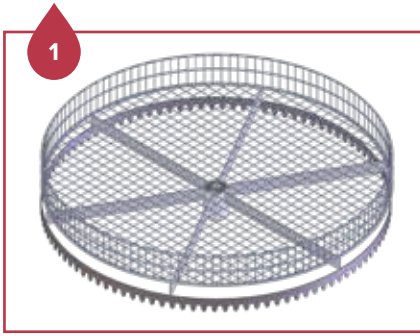
- Electromechanical control board
- Mechanical rotation of the basket by a gear motor
- Electric timed steam extraction
- Reinforced basket in electrowelded net with external edge of galvanized steel
- Tank minimum level control for the protection of pump and resistor
- Electric pump in stainless steel with special Gaskets
- Filter in stainless steel AISI 304 on the pump suction
- Tank edge Gasket
- Electrical box of painted metal
- Safety limit switch on the cover opening
- Structure and plates in stainless steel

- Liquid heating with electric resistor in stainless steel Incoloy
- Laser-drilled washing pipes in stainless steel (more pressure, less maintenance)
- Flexible suction and pump delivery pipes (easy maintenance)

What are the additional accessories

- Basket in stainless steel AISI 304 [1]
- Disc oil separator [2]
- Panels under the basket with grease collecting filters [3]
- Kit for use with abrasive contaminants
- Pipes with blade-nozzle in stainless steel

SIMPLICITY
SIMPLICITY




TECHNICAL DATA

TECHNICAL DATA	P 100	P 120
Closed machine overall dimensions (L x P x H)	146 x 144 x 125 cm	166 x 159 x 145 cm
Opened machine overall dimensions (L x P x H)	146 x 175 x 191 cm	166 x 206 x 211 cm
Washing capacity (Ø x H)	95 x 54 cm	117 x 70 cm
Basket load capacity	200 kg	300 Kg
Tank capacity	210 lt	270 lt
Washing pump	1,5 kW 2,5 bar 200 lt/min	1,5 kW 2,5 bar 200 lt/min
Washing heating	6,0 kW	8,0 kW
Mechanical rotation	0,09 kW	0,09 kW
Disc oil separator	0,09 kW	0,09 kW
Steam extraction	0,25 kW 320 Nm ³ /h	0,25 kW 320 Nm ³ /h
Supply	3PH+T	3PH+T
Number of nozzles	49	49

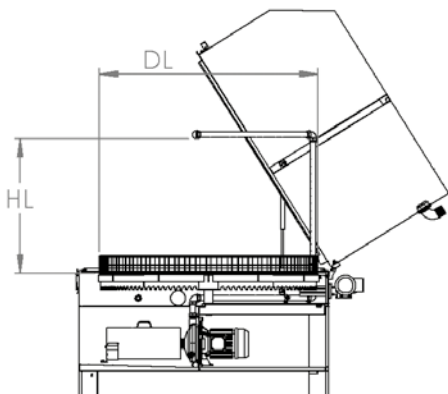
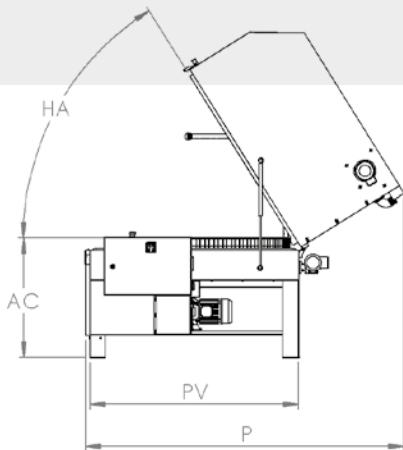
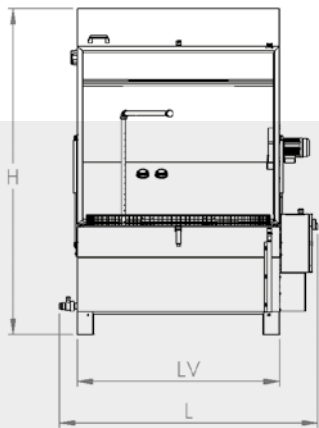
CONNECTIONS

TYPE	P 100	P 120
Tank drain outlet	F 1" Gas	F 1" Gas
Oil separator drain outlet	M 1/2" Gas	M 1/2" Gas
Steam drain outlet	80 mm	80 mm



DIMENSIONS

DIMENSIONS	P 100	P 120
L (width)	146 cm	166 cm
P (depth)	175 cm	206 cm
H (height)	191 cm	211 cm
DL (washing diameter)	97 cm	117 cm
HL (washing height)	54 cm	70 cm
AC (loading height)	67 cm	67 cm
LV (tank width)	110 cm	130 cm
PV (tank depth)	120 cm	135 cm
HA (opening angle)	60°	60°



SIMPLICITY
SIMPLICITY

Atom is a system ideal for the automatic washing of medium and large size mechanical parts. The washing is carried out by the action of upper, lower and side jets, and their rotation is ensured by a powerful steel pump. The board is electromechanical. Operators can set the tank liquid temperature as well as the length of the treatment cycle.



- ATOM 1000
- ATOM 1200
- ATOM 1400
- ATOM 1800
- ATOM 2200

VERSION

Electric, LT, maximum adjustable temperature at 60°C
Electric, HT, maximum adjustable temperature at 80°C

SUPPLY VOLTAGE

400V 3PH+N+T 50 HZ (and more on demand)

EQUIPMENT

What is included in all ATOM machines

- Timed steam extraction
- Two-hand safety control for the door closing
- Fixed external loading/unloading station with drip-catcher in stainless steel AISI 304
- ISO pneumatic cylinders and “anti-fall” pneumatic safety valves
- Electric pump in cast iron with special Gaskets
- Filter in stainless steel AISI 304 on the pump suction
- Tank liquid minimum level control for the protection of pump and resistor
- Tank liquid maximum level control and solenoid valve for automatic water intake
- Laser-drilled and rotary upper, lower and side washing pipes in stainless steel AISI 304 (more accuracy, less maintenance)
- Electrical resistors in stainless steel Incoloy
- Safety limit switch on the door opening


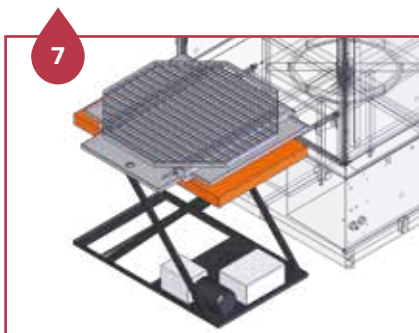


- IP 65 electric system, electromechanical commands
- Stainless steel structure and plates in contact with the liquid
- Lower load-bearing structure in galvanized steel
- Triple door Gasket (lower, upper and side)
- Reinforced basket in pressed grating with raised external edge in galvanized iron
- Sludge discharging door for an easy tank cleaning

What HT version offers

- Overall thermal insulation with panels of stainless steel A430

What are the additional accessories

- Centrifugal steam condenser
 - Thermal insulation of bag filter
 - Automatic liquid detergent dispenser during washing [1]
 - Disc oil separator with gear motor [2]
 - External pneumatic oil separator - HT [3]
 - Bag filter on the washing pump delivery pipe [E]
 - Kit for use with abrasive contaminants
 - Kit for use with strongly caustic chemical products
 - Basket in stainless steel AISI 304 [4]
 - Increased loading capacity to 1,000 kg [A]
 - High pressure washing pump [5]
 - Panels under the platform [6]
 - External platform with hydraulic elevator, MIN H 30 cm [7]
 - Heating with diesel or natural Gas burner [8]
 - Retention tank [9]
 - Blowing with compressed air and independent pipes
 - Internal welding bleaching
 - Removable edges for grating in stainless steel, H 200 mm [10]
 - Tank emptying pump [11]
 - Pipes with blade-nozzle in stainless steel
- [A] A stainless steel platform is compulsory
 [E] Thermal insulation of bag filter in the HT version compulsory



TECHNICAL DATA

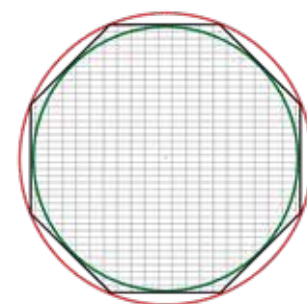
TECHNICAL DATA	ATOM 1000	ATOM 1200	ATOM 1400	ATOM 1800	ATOM 2200
Closed machine dimensions (L x P x H)	165 x 240 x 200 cm	185 x 280 x 210 cm	205 x 310 x 220 cm	240 x 390 x 235 cm	285 x 470 x 240 cm
Opened machine dimensions (L x P x H)	165 x 240 x 275 cm	185 x 280 x 295 cm	205 x 310 x 315 cm	240 x 390 x 340 cm	285 x 470 x 350 cm
Washing capacity (Ø x H)	90 x 70 cm	110 x 80 cm	128 x 90 cm	165 x 100 cm	200 x 100 cm
Basket load capacity	600 kg	600 kg	600 kg	600 kg	600 Kg
Tank capacity	280 lt	350 lt	500 lt	700 lt	1000 lt
Washing pump	3,0 kW 2,5 bar 300 lt/min	3,0 kW 2,5 bar 350 lt/min	3,0 kW 2,5 bar 400 lt/min	3,0 kW 2,5 bar 450 lt/min	3,0 kW 2,5 bar 500 lt/min
High pressure washing pump	5,5 kW 5 bar 300 lt/min	5,5 kW 5 bar 350 lt/min	5,5 kW 5 bar 400 lt/min	5,5 kW 5 bar 450 lt/min	5,5 kW 5 bar 500 lt/min
Washing heating	10,0 kW	12,0 kW	18,0 kW	30,0 kW	40,0 kW
Steam extractor	0,25 kW 320 Nm ³ h	0,25 kW 320 Nm ³ h	0,37 kW 580 Nm ³ h	0,37 kW 580 Nm ³ h	2 x 0,37 kW 1160 Nm ³ h
Disc oil separator	0,09 kW	0,09 kW	0,09 kW	0,09 kW	0,09 kW
Heating with diesel or natural Gas burner	0,17 kW	0,17 kW	0,17 kW	0,17 kW	0,17 kW
Steam condenser	0,20 kW	0,20 kW	0,48 kW	0,48 kW	0,48 kW
Tank emptying pump	0,37 kW	0,37 kW	0,37 kW	0,37 kW	0,37 kW
Supply	3PH+N+PE	3PH+N+PE	3PH+N+PE	3PH+N+PE	3PH+N+PE
Number of nozzles	60	60	70	82	93
Blowing (air consumption at 4 bar)	300 Nm ³ h	300 Nm ³ h	350 Nm ³ h	400 Nm ³ h	550 Nm ³ h

CONNECTIONS

TYPE	ATOM 1000 - 1200	ATOM 1400 - 1800	ATOM 2200
Steam drain outlet	80 mm	100 mm	2 x 100 mm
Tank drain outlet	F 1" 1/4 Gas	F 1" 1/4 Gas	F 1" 1/4 Gas
Water filling solenoid valve	F 3/4" Gas	F 3/4" Gas	F 3/4" Gas
Oil separator drain outlet	M 1/2" Gas	M 1/2" Gas	M 1/2" Gas
Compressed air intake	F 1/4" Gas	F 1/4" Gas	F 1/4" Gas
Tank emptying pump	F 1" 1/4 Gas	F 1" 1/4 Gas	F 1" 1/4 Gas
Burner flue natural Gas/Gas	130 mm	130 mm	130 mm
Upper vent	130 mm	130 mm	130 mm

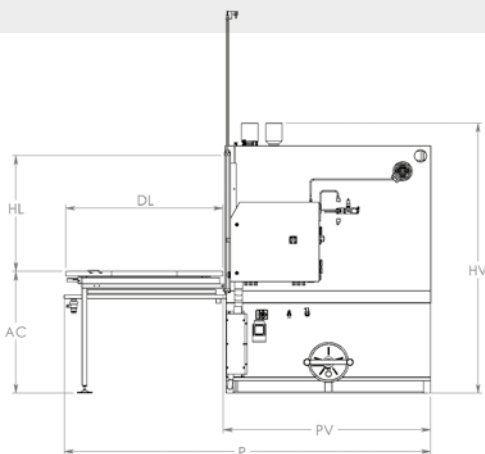
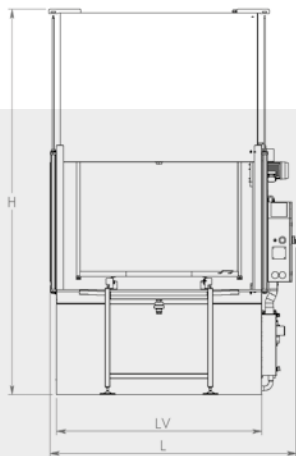
PLATFORM

MODEL	USEFUL (green line)	MAXIMUM (red line)
1000	90 cm	100 cm
1200	110 cm	120 cm
1400	128 cm	140 cm
1800	165 cm	180 cm
2200	200 cm	220 cm



DIMENSIONS

DIMENSIONS	ATOM 1000	ATOM 1200	ATOM 1400	ATOM 1800	ATOM 2200
L (width)	165 cm	185 cm	205 cm	240 cm	285 cm
P (depth)	240 cm	280 cm	310 cm	390 cm	470 cm
H (height)	275 cm	295 cm	315 cm	340 cm	350 cm
DL (washing diameter)	90 cm	110 cm	128 cm	165 cm	200 cm
HL (washing height)	70 cm	80 cm	90 cm	100 cm	100 cm
AC (loading height)	95 cm	95 cm	95 cm	95 cm	95 cm
PV (tank depth)	135 cm	155 cm	175 cm	210 cm	255 cm
HV (tank height)	200 cm	210 cm	220 cm	235 cm	240 cm



SIMPLICITY
SIMPLICITY



SIMPLEX 60/80

PARTS WASHERS WITH ROTARY BASKET, PLC AND TOUCHSCREEN

Simplex is a system ideal for the automatic washing of small and medium size mechanical parts. The washing is carried out by the action of upper, lower and side jets. The slow rotation of the basket is ensured by a gear motor. A PLC and touchscreen display management enables numberless customisations thanks to a wide range of accessories.



- SIMPLEX 60
- SIMPLEX 80

VERSION

Electric, LT, maximum adjustable temperature at 60°C
Electric, HT, maximum adjustable temperature at 80°C

SUPPLY VOLTAGE

400V 3PH+N+T 50 HZ (and more on demand)

EQUIPMENT

What is included in all Simplex 60 e 80 machines

- Reinforced basket in electrowelded net with external edge of galvanized steel (Simplex 80) or stainless steel AISI 304 (Simplex 60)
- Electric pump in stainless steel AISI 304 with special Gaskets
- Filter in stainless steel AISI 304 on the pump suction
- Tank edge Gasket in EPDM
- Electrical resistor in stainless steel Incoloy
- Mechanical rotation of the basket by a gear motor
- IP 65 electric system with PLC (DGT V4)
- Structure and plates in stainless steel
- Flexible suction and pump delivery pipes (easy maintenance)
- Tank liquid minimum level control for the protection of pump and resistor
- Tank liquid maximum level control and solenoid valve for automatic water intake

- Safety limit switch on the cover opening
- Laser-drilled washing pipes in stainless steel (more pressure, less maintenance)
- Weekly programming for the activation of heating and oil separator (if installed)



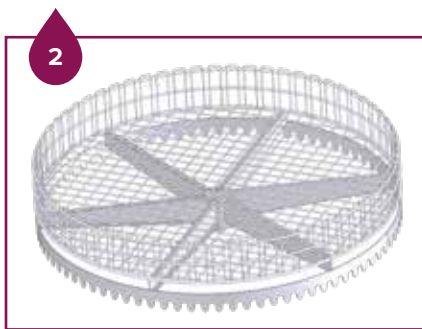
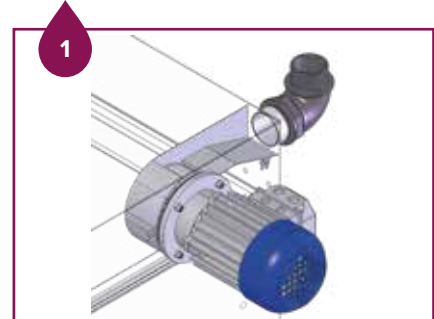
What HT version offers

- Electric steam extraction
- Thermal insulation with panels in stainless steel AISI 430
- Safety limit switch with cover opening lock during the cycle
- Panels under the basket with trap filter for grease and chip collection

What are the additional accessories

- Steam extraction (patented system) [C] [1]
- Basket in stainless steel AISI 304 [2]
- Centrifugal steam condenser with wheels
- Thermal insulation of bag filter
- Automatic liquid detergent dispenser during washing [3]
- Disc oil separator with gear motor [4]
- Bag filter on the washing pump delivery pipe [E]
- Teflon and Viton Gaskets [B]
- Kit for use with abrasive contaminants
- Kit for use with strongly caustic chemical products
- High pressure washing pump [5]
- Panels under the basket with grease collecting filters [C] [6]
- Retention tank in stainless steel
- Compressed air blowing and independent pipes [D] [7]
- Internal welding bleaching
- Tank emptying pump
- Pipes with blade-nozzle in stainless steel

[B] Tank edge Gasket excluded
 [C] Included in HT version
 [D] Steam extraction and panels under the basket compulsory
 [E] Thermal insulation of bag filter in the HT version compulsory



TECHNICAL DATA

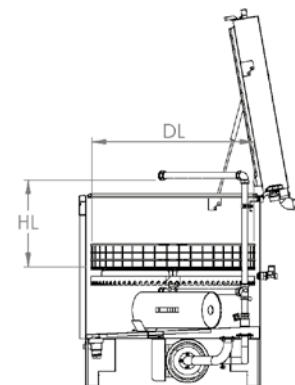
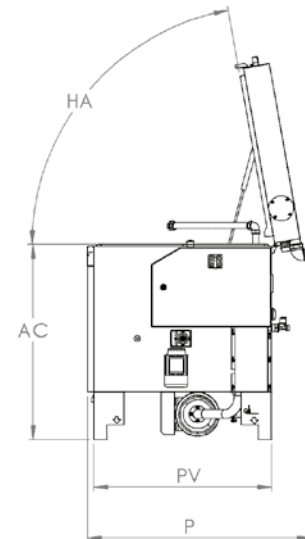
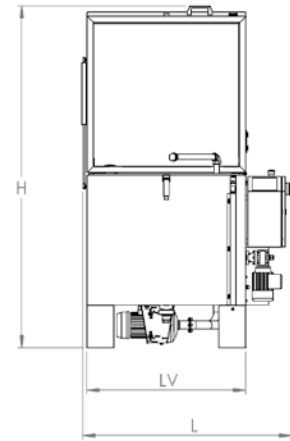
TECHNICAL DATA	SIMPLEX 60	SIMPLEX 80
Closed machine overall dimensions (L x P x H)	92 x 78 x 108 cm	112 x 100 x 110 cm
Opened machine overall dimensions (L x P x H)	92 x 86 x 153 cm	112 x 105 x 185 cm
Washing capacity (Ø x H)	58 x 38 cm	78 x 43 cm
Basket load capacity	100 kg	100 Kg
Tank capacity	60 lt	130 lt
Washing pump	0,55 kW 2,5 bar 120 lt/min	0,55 kW 2,5 bar 120 lt/min
High pressure washing pump	2,2 kW 6,0 bar 180 lt/min	2,2 kW 5,0 bar 180 lt/min
Washing heating	4,0 kW	4,0 kW
Mechanical rotation	0,09 kW	0,09 kW
Steam extractor	0,09 kW 70 Nm ³ /h	0,09 kW 70 Nm ³ /h
Blowing (air consumption at 4 bar)	125 Nm ³ /h	150 Nm ³ /h
Supply	3PH+N+PE	3PH+N+PE
Number of nozzles	24	30

CONNECTIONS

TYPE	SIMPLEX 60	SIMPLEX 80
Steam drain outlet	50 mm	50 mm
Tank drain outlet	F 1" Gas	F 1" Gas
Water filling solenoid valve	F 3/4" Gas	F 3/4" Gas
Oil separator drain outlet	M 1/2" Gas	M 1/2" Gas
Compressed air blowing solenoid valve	F 3/4" Gas	F 3/4" Gas

DIMENSIONS

DIMENSIONS	SIMPLEX 60	SIMPLEX 80
L (width)	92 cm	112 cm
P (depth)	86 cm	105 cm
H (height)	153 cm	185 cm
DL (washing diameter)	58 cm	78 cm
HL (washing height)	38 cm	43 cm
AC (loading height)	83 cm	92 cm
LV (tank width)	64 cm	84 cm
PV (tank depth)	64 cm	84 cm
HA (opening angle)	80°	80°



SIMPLEX 100/120

PARTS WASHERS WITH ROTARY BASKET, PLC AND TOUCHSCREEN

Simplex is a system ideal for the automatic washing of small and medium size mechanical parts. The washing is carried out by the action of upper, lower and side jets.

The slow rotation of the basket is ensured by a gear motor.

A PLC and touchscreen display management enables numberless customisations thanks to a wide range of accessories.



- SIMPLEX 100
- SIMPLEX 120

VERSION

Electric, LT, maximum adjustable temperature at 60°C
Electric, HT, maximum adjustable temperature at 80°C

SUPPLY VOLTAGE

400V 3PH+N+T 50 HZ (and more on demand)



EQUIPMENT

What is included in all Simplex 100 e 120 machines

- Electric timed steam extraction
- Reinforced basket in electrowelded net with external edge of galvanized steel
- Electric pump in stainless steel AISI 304 with special Gaskets
- Filter in stainless steel AISI 304 on the pump suction
- Tank edge Gasket in EPDM
- Electrical resistor in stainless steel Incoloy
- Mechanical rotation of the basket by a gear motor
- IP 65 electric system with PLC (DGT V4)
- Structure and plates in stainless steel
- Flexible suction and pump delivery pipes
- Tank liquid minimum level control for the protection of pump and resistor
- Tank liquid maximum level control and solenoid valve for automatic water intake

- Safety limit switch on the cover opening
- Laser-drilled washing pipes in stainless steel (more pressure, less maintenance)
- Weekly programming for the activation of heating and oil separator (if installed)

What HT version offers

- Electric steam extraction
- Thermal insulation with panels in stainless steel AISI 430
- Safety limit switch with cover opening lock during the cycle
- Panels under the basket with trap filter for grease and chip collection

What are the additional accessories

- Pneumatic opening and closing of the cover with safety control [1]
- Resistor and blower drying [D] [2]
- Steam extraction (patented system) [C]
- Additional external trolley for CES
- Basket in stainless steel AISI 304 [3]
- Centrifugal steam condenser with wheels [4]
- External trolley in stainless steel AISI 304 [A] [5]
- Additional basket for CES
- Thermal insulation of bag filter
- Automatic liquid detergent dispenser during washing [6]
- Disc oil separator with gear motor [7]
- External pneumatic oil separator - HT [8]
- Bag filter on the washing pump delivery pipe [E] [9]
- Teflon and Viton Gaskets [B]
- Manual washing with pump external commands and rotation [10]
- Kit for use with abrasive contaminants
- Kit for use with strongly caustic chemical products
- High pressure washing pump [11]
- Panels under the basket with grease collecting filters [C] [12]
- Retention tank in stainless steel [13]
- Compressed air blowing and independent pipes [D] [14]
- Internal welding bleaching
- Tank emptying pump [15]
- Pipes with blade-nozzle in stainless steel

[A] Useful washing height is reduced by 120 mm, stainless steel basket is compulsory


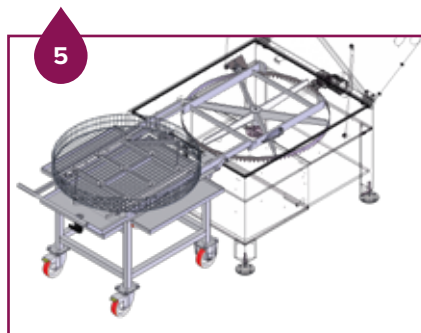
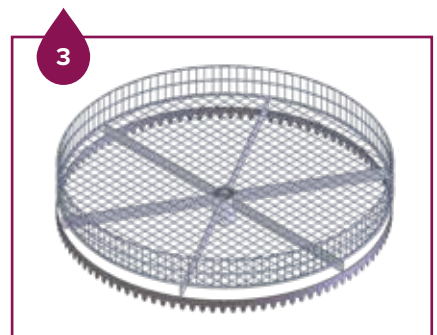
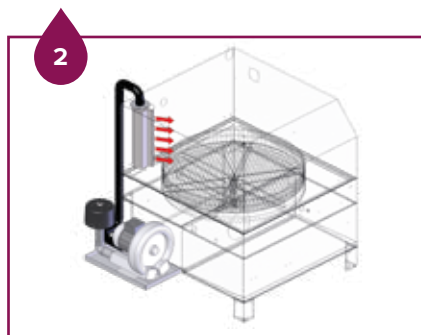
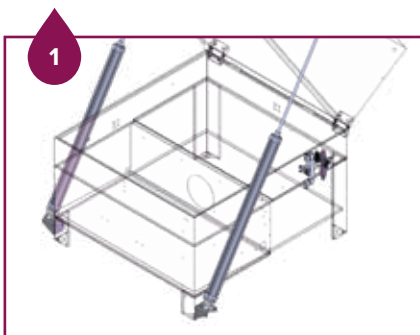
[B] Tank edge Gasket excluded

[C] Included in HT version

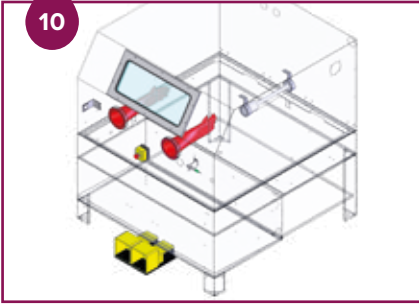
[D] Steam extraction and panels under the basket compulsory

[E] Thermal insulation of bag filter in the HT version compulsory

FLEXIBILITY
FLEXIBILITY



10



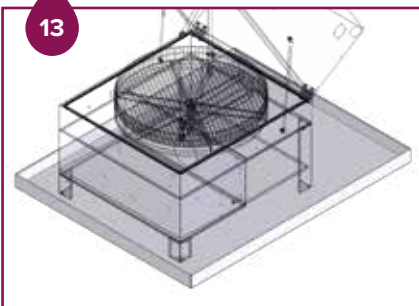
11



12




13



14



15



TECHNICAL DATA

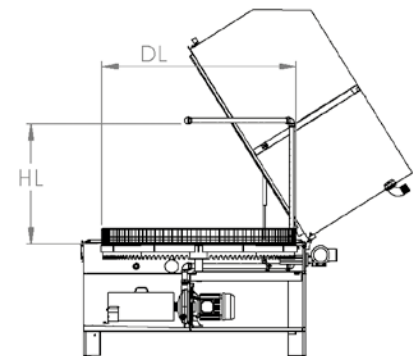
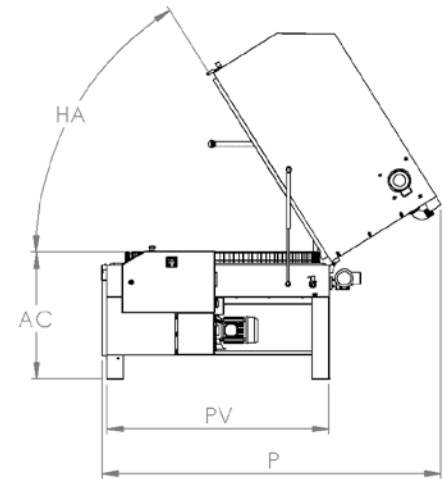
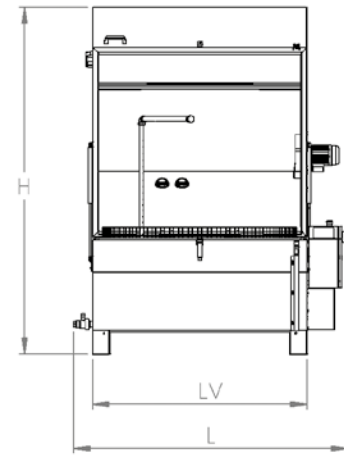
TECHNICAL DATA	SIMPLEX 100	SIMPLEX 120
Closed machine overall dimensions (L x P x H)	146 x 144 x 125 cm	166 x 159 x 145 cm
Opened machine overall dimensions (L x P x H)	146 x 175 x 191 cm	166 x 206 x 211 cm
Washing capacity (Ø x H)	97 x 54 cm	117 x 70 cm
Basket load capacity	200 kg	300 Kg
Tank capacity	210 lt	270 lt
Washing pump	1,5 kW 2,5 bar 200 lt/min	1,5 kW 2,5 bar 200 lt/min
High pressure washing pump	3,0 kW 6,0 bar 250 lt/min	3,0 kW 6,0 bar 250 lt/min
Washing heating	6,0 kW	8,0 kW
Mechanical rotation	0,09 kW	0,09 kW
Steam extractor	0,25 kW 320 m ³ /h	0,25 kW 320 m ³ /h
Disc oil separator	0,09 kW	0,09 kW
Steam condenser	0,20 kW	0,20 kW
Tank emptying pump	0,37 kW	0,37 kW
Drying	4,5 kW	4,5 kW
Blowing (air consumption at 4 bar)	300 Nm ³ /h	300 Nm ³ /h
Supply	3PH+N+PE	3PH+N+PE
Number of nozzles	49	49

CONNECTIONS

TYPE	SIMPLEX 100	SIMPLEX 120
Steam drain outlet	80	80
Tank drain outlet	F 1" Gas	F 1" Gas
Water filling solenoid valve	F 3/4" Gas	F 3/4" Gas
Oil separator drain outlet	M 1/2" Gas	M 1/2" Gas
Compressed air blowing solenoid valve	F 3/4" Gas	F 3/4" Gas

DIMENSIONS

DIMENSIONS	SIMPLEX 100	SIMPLEX 120
L (width)	146 cm	166 cm
P (depth)	175 cm	206 cm
H (height)	191 cm	211 cm
DL (washing diameter)	97 cm	117 cm
HL (washing height)	54 cm	70 cm
AC (loading height)	67 cm	67 cm
LV (tank width)	110 cm	130 cm
PV (tank depth)	120 cm	135 cm
HA (opening angle)	60°	60°



SIMPLEX BIG 1B

PARTS WASHERS WITH ROTARY BASKET,
PLC AND TOUCHSCREEN

Simplex Big is a system ideal for the automatic washing of medium and large size mechanical parts. The washing is carried out by the action of upper, lower and side jets. The slow rotation of the platform is ensured by a gear motor with a torque limiter. A PLC and touchscreen display management enables numberless customisations thanks to a wide range of accessories.



- SIMPLEX BIG 1B 1000
- SIMPLEX BIG 1B 1200
- SIMPLEX BIG 1B 1400
- SIMPLEX BIG 1B 1800
- SIMPLEX BIG 1B 2200

VERSION

Electric, LT, maximum adjustable temperature at 60°C
Electric, HT, maximum adjustable temperature at 80°C

SUPPLY VOLTAGE

400V 3PH+N+T 50 HZ (and more on demand)

EQUIPMENT

What is included in all Simplex Big machines

- Timed steam extraction
- Two-hand safety control for the door closing
- External trolley in stainless steel AISI 304 with drip-catcher, wheels and safety brakes
- ISO pneumatic cylinders and “anti-fall” pneumatic safety valves
- Electric pump in stainless steel AISI 304 with special Gaskets
- Filter in stainless steel AISI 304 on the pump suction
- Tank liquid minimum level control for the protection of pump and resistor
- Tank liquid maximum level control and solenoid valve for automatic water intake
- Gear motor for basket rotation with torque limiter and centering sensor
- Electrical resistors in stainless steel Incoloy
- Safety limit switch on the door opening
- IP 65 electric system with PLC (DGT V4)
- Stainless steel structure and plates in contact with the liquid
- Lower load-bearing structure in galvanized steel
- Triple door Gasket (lower, upper and side)
- Reinforced basket in pressed grating with raised external edge in galvanized iron
- Fixed and laser-drilled upper, lower and side washing (and blowing) pipes in stainless steel AISI 304 (more pressure, less maintenance)
- Sludge discharging door for an easy tank cleaning

What HT version offers

- Overall thermal insulation with panels in stainless steel AISI 430

What are the additional accessories

- Increased washing height
- Resistor and blower drying [E] [1]
- Additional external trolley [2]
- Centrifugal steam condenser [3]
- Additional stainless steel platform [4]
- Additional galvanized steel platform
- Thermal insulation of bag filter
- Automatic liquid detergent dispenser during washing [5]
- Disc oil separator with gear motor [6]
- External pneumatic oil separator - HT [7]
- Bag filter on washing pump [B] [8]
- Manual washing, pump external commands and rotation [9]
- Kit for use with abrasive contaminants
- Kit for use with strongly caustic chemical products
- Increased loading capacity to 1,000 kg [F]
- High pressure washing pump
- Platform and spider in stainless steel AISI 304
- Panels under the platform [A]
- External platform with hydraulic elevator, MIN H 30 cm [10]

- Heating with diesel or natural Gas burner [A] [11]
- Retention tank [12]
- Rinsing by water supply and direct drain outlet
- Compressed air blowing [E]
- Internal welding bleaching
- Fixed external station (instead of the trolley) [13]
- Removable edges for grating in stainless steel, H 200 mm [14]
- Tank emptying pump [15]
- Pipes with blade-nozzle in stainless steel
- Double loading/unloading station [D]
- Double loading/unloading station with stainless steel platforms [D] [16]

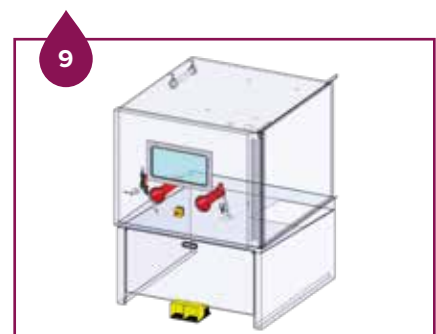


[A] Not available for 2-bath models

[B] Thermal insulation of bag filter in the HT version compulsory

[D] Washing height reduced by 130 mm

[E] Panels under the basket compulsory for 1 bath models

[F] A stainless steel platform is compulsory



10



11



12




13



14



15



16



SIMPLEX BIG 1B

28



COMPLETENESS
COMPLETENESS

TECHNICAL DATA

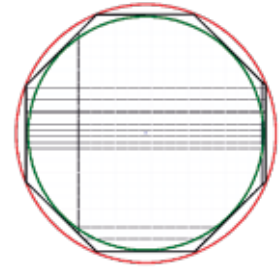
TECHNICAL DATA	BIG 1B 1000	BIG 1B 1200	BIG 1B 1400	BIG 1B 1800	BIG 1B 2200
Closed machine overall dimensions (L x P x H)	165 x 260 x 200 cm	185 x 300 x 210 cm	205 x 330 x 220 cm	240 x 395 x 235 cm	285 x 480 x 240 cm
Opened machine overall dimensions (L x P x H)	165 x 260 x 275 cm	185 x 300 x 315 cm	205 x 330 x 315 cm	240 x 395 x 340 cm	285 x 480 x 345 cm
Washing capacity (Ø x H)	90 x 70 cm	110 x 80 cm	128 x 90 cm	165 x 100 cm	200 x 100 cm
Basket load capacity	600 kg	600 kg	600 kg	800 kg	800 Kg
Tank capacity	280 lt	350 lt	500 lt	700 lt	1000 lt
Washing pump	3,0 kW 2,5 bar 300 lt/min	3,0 kW 2,5 bar 350 lt/min	3,0 kW 2,5 bar 400 lt/min	3,0 kW 2,5 bar 450 lt/min	3,0 kW 2,5 bar 500 lt/min
High pressure washing pump	5,5 kW 4,5 bar 300 lt/min	5,5 kW 4,5 bar 350 lt/min	5,5 kW 4,5 bar 400 lt/min	7,5 kW 4,5 bar 450 lt/min	7,5 kW 4,5 bar 500 lt/min
Washing heating	10,0 kW	12,0 kW	18,0 kW	30,0 kW	40,0 kW
Mechanical rotation	0,18 kW	0,18 kW	0,18 kW	0,18 kW	0,18 kW
Steam extractor	0,25 kW 320 Nm ³ /h	0,25 kW 320 Nm ³ /h	0,37 kW 580 Nm ³ /h	0,37 kW 580 Nm ³ /h	2 x 0,37 kW 1160 Nm ³ /h
Disc oil separator	0,09 kW	0,09 kW	0,09 kW	0,09 kW	0,09 kW
Blowing (air consumption at 4 bar)	250 m ³ /h	300 m ³ /h	350 m ³ /h	400 m ³ /h	500 m ³ /h
Heating with diesel or natural Gas burner	0,17 kW	0,17 kW	0,17 kW	0,17 kW	0,17 kW
Steam condenser	0,20 kW	0,20 kW	0,48 kW	0,48 kW	0,48 kW
Tank emptying pump	0,37 kW	0,37 kW	0,37 kW	0,37 kW	0,37 kW
Drying by resistors	5,2 kW	5,2 kW	5,2 kW	8,2 kW	8,2 kW
Supply	3PH+N+PE	3PH+N+PE	3PH+N+PE	3PH+N+PE	3PH+N+PE
Number of nozzles	49	56	66	81	93

CONNECTIONS

TYPE	BIG 1B 1000 - 1200	BIG 1B 1400 - 1800	BIG 1B 2200
Steam drain outlet	80 mm	100 mm	2 x 100 mm
Tank drain outlet	F 1" 1/4 Gas	F 1" 1/4 Gas	F 1" 1/4 Gas
Water filling solenoid valve	F 3/4" Gas	F 3/4" Gas	F 3/4" Gas
Oil separator drain outlet	M 1/2" Gas	M 1/2" Gas	M 1/2" Gas
Compressed air intake	F 1/4" Gas	F 1/4" Gas	F 1/4" Gas
Compressed air blowing solenoid valve	F 1" Gas	F 1" Gas	F 1" Gas
Tank emptying pump	F 1" 1/4 Gas	F 1" 1/4 Gas	F 1" 1/4 Gas
Burner flue natural Gas/Gas	130 mm	130 mm	130 mm
Upper vent	130 mm	130 mm	130 mm

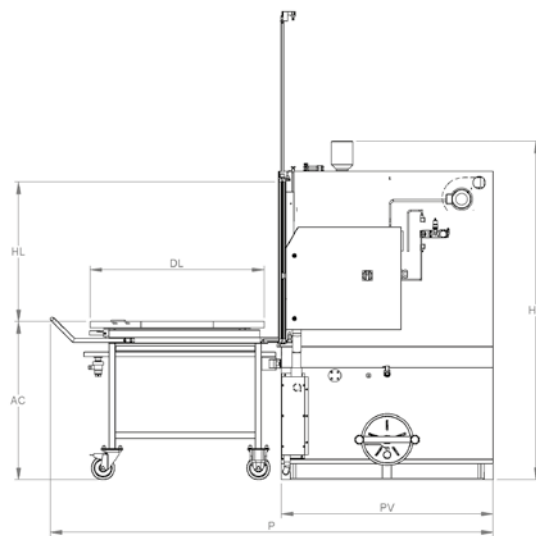
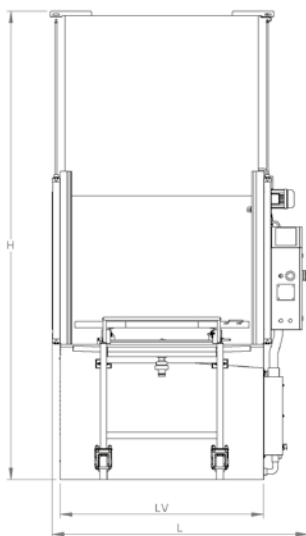
PLATFORM

MODEL	USEFUL (green line)	MAXIMUM (red line)
1000	90 cm	100 cm
1200	110 cm	120 cm
1400	128 cm	140 cm
1800	165 cm	180 cm
2200	200 cm	220 cm



DIMENSIONS

DIMENSIONS	BIG 1B 1000	BIG 1B 1200	BIG 1B 1400	BIG 1B 1800	BIG 1B 2200
L (width)	165 cm	195 cm	205 cm	240 cm	285 cm
P (depth)	260 cm	300 cm	330 cm	395 cm	480 cm
H (height)	275 cm	295 cm	315 cm	340 cm	345 cm
DL (washing diameter)	90 cm	110 cm	128 cm	165 cm	200 cm
HL (washing height)	70 cm	80 cm	90 cm	100 cm	100 cm
AC (loading height)	95 cm	95 cm	95 cm	95 cm	95 cm
PV (tank depth)	135 cm	155 cm	175 cm	210 cm	255 cm
HV (tank height)	200 cm	210 cm	220 cm	235 cm	240 cm



SIMPLEX BIG 2B

PARTS WASHERS WITH ROTARY BASKET,
PLC AND TOUCHSCREEN

Simplex Big is a system ideal for the automatic washing of medium and large size mechanical parts. The washing is carried out by the action of upper, lower and side jets. The slow rotation of the platform is ensured by a gear motor with a torque limiter. A PLC management enables numberless customisations thanks to a wide range of accessories. The 2-bath machines (2B) have two separate tanks and carry out both washing and rinsing.



- SIMPLEX BIG 2B 1000
- SIMPLEX BIG 2B 1200
- SIMPLEX BIG 2B 1400
- SIMPLEX BIG 2B 1800
- SIMPLEX BIG 2B 2200

VERSION

Electric, LT, maximum adjustable temperature at 60°C
Electric, HT, maximum adjustable temperature at 80°C

SUPPLY VOLTAGE

400V 3PH+N+T 50 HZ (and more on demand)



EQUIPMENT

What is included in all Simplex Big 2 Baths

- Timed steam extraction
- Two-hand safety control for the door closing
- External trolley in stainless steel AISI 304 with drip-catcher, wheels and safety brakes
- ISO pneumatic cylinders and "anti-fall" pneumatic safety valves
- Electric pumps in stainless steel AISI 304 with special Gaskets
- Filter in stainless steel AISI 304 on the pump suction
- External tanks for an easy maintenance
- Tank liquid minimum level control for the protection of pumps and resistors
- Tank liquid maximum level control and solenoid valves for automatic water intake
- Gear motor for basket rotation with torque limiter and centering sensor
- Electrical resistors in stainless steel Incoloy
- Safety limit switch on the door opening
- IP 65 electric system with PLC (DGT V4)
- Stainless steel structure and plates in contact with the liquid
- Lower load-bearing structure in galvanized steel
- Triple door Gasket (lower, upper and side)
- Reinforced basket in pressed grating with raised external edge in galvanized iron
- Fixed and laser-drilled upper, lower and side washing (rinsing and blowing) pipes in stainless steel AISI 304 (more pressure, less maintenance)
- Sludge discharging door(s) for an easy tank cleaning
- carico fanghi per una semplice pulizia dei serbatoi

What HT version offers

- Overall thermal insulation with panels in stainless steel AISI 430

What are the additional accessories

- Increased washing height
- Resistor and blower drying [E] [1]
- Additional external trolley [2]
- Centrifugal steam condenser [3]
- Additional stainless steel platform [4]
- Additional galvanized steel platform
- Thermal insulation of bag filter
- Automatic liquid detergent dispenser during washing [5]
- Disc oil separator with gear motor [6]
- External pneumatic oil separator - HT [7]
- Bag filter on washing pump [B] [8]
- Manual washing, pump external commands and rotation [9]
- Kit for use with abrasive contaminants
- Kit for use with strongly caustic chemical products
- Increased loading capacity to 1,000 kg [F]
- High pressure washing pump
- Platform and spider in stainless steel AISI 304
- Panels under the platform [A]
- External platform with hydraulic elevator, MIN H 30 cm [10]
- Heating with diesel or natural Gas burner [A] [11]
- Retention tank [12]
- Rinsing by water supply and direct drain outlet
- Compressed air blowing [E]
- Internal welding bleaching
- Fixed external station (instead of the trolley) [13]
- Removable edges for grating in stainless steel, H 200 mm [14]
- Tank emptying pump [15]
- Pipes with blade-nozzle in stainless steel
- Double loading/unloading station [D]
- Double loading/unloading station with stainless steel platforms [D] [16]



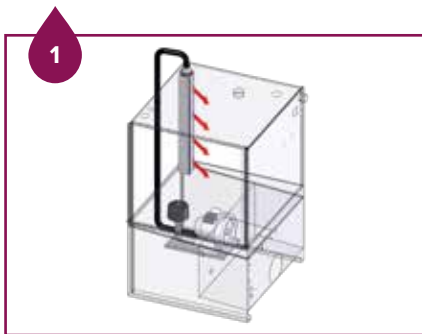
[A] Not available for 2-bath models

[B] Thermal insulation of bag filter in the HT version compulsory



[D] Washing height reduced by 130 mm

[E] Panels under the basket compulsory for 1 bath models

[F] A stainless steel platform is compulsory



COMPLETENESS



TECHNICAL DATA

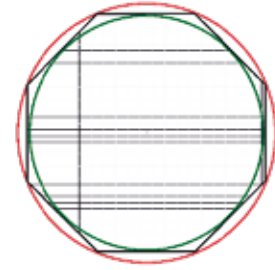
TECHNICAL DATA	BIG 2B 1000	BIG 2B 1200	BIG 2B 1400	BIG 2B 1800	BIG 2B 2200
Closed machine overall dimensions (L x P x H)	205 x 260 x 200 cm	230 x 300 x 210 cm	250 x 330 x 220 cm	280 x 400 x 235 cm	330 x 480 x 240 cm
Opened machine overall dimensions (L x P x H)	205 x 260 x 275 cm	230 x 300 x 295 cm	250 x 330 x 315 cm	280 x 400 x 340 cm	330 x 480 x 345 cm
Washing capacity (Ø x H)	90 x 70 cm	110 x 80 cm	128 x 90 cm	165 x 100 cm	200 x 100 cm
Basket load capacity	600 kg	600 kg	600 kg	800 kg	800 Kg
Washing/rinsing tank capacity	250 lt / 250 lt	300 lt / 300 lt	400 lt / 400 lt	550 lt / 550 lt	750 lt / 750 lt
Washing pump	3,0 kW 2,5 bar 300 lt/min	3,0 kW 2,5 bar 350 lt/min	3,0 kW 2,5 bar 400 lt/min	3,0 kW 2,5 bar 450 lt/min	3,0 kW 2,5 bar 500 lt/min
High pressure washing pump	5,5 kW 4,5 bar 300 lt/min	5,5 kW 4,5 bar 350 lt/min	5,5 kW 4,5 bar 400 lt/min	7,5 kW 4,5 bar 450 lt/min	7,5 kW 4,5 bar 500 lt/min
Rinsing pump	3,0 kW 2,5 bar 300 lt/min	3,0 kW 2,5 bar 350 lt/min	3,0 kW 2,5 bar 400 lt/min	3,0 kW 2,5 bar 450 lt/min	3,0 kW 2,5 bar 500 lt/min
Washing/rinsing heating	10,0 kW / 10,0 kW	12,0 kW / 12,0 kW	16,0 kW / 16,0 kW	20,0 kW / 20,0 kW	30,0 kW / 30,0 kW
Mechanical rotation	0,18 kW	0,18 kW	0,18 kW	0,18 kW	0,18 kW
Steam extractor	0,25 kW 320 Nm ³ /h	0,25 kW 320 Nm ³ /h	0,37 kW 580 Nm ³ /h	0,37 kW 580 Nm ³ /h	2 x 0,37 kW 1160 Nm ³ /h
Disc oil separator	0,09 kW	0,09 kW	0,09 kW	0,09 kW	0,09 kW
Blowing (air consumption at 4 bar)	250 m ³ /h	300 m ³ /h	350 m ³ /h	400 m ³ /h	500 m ³ /h
Heating with diesel or natural Gas burner	0,17 kW	0,17 kW	0,17 kW	0,17 kW	0,17 kW
Steam condenser	0,20 kW	0,20 kW	0,48 kW	0,48 kW	0,48 kW
Tank emptying pump	0,37 kW	0,37 kW	0,37 kW	0,37 kW	0,37 kW
Drying by resistors	5,2 kW	5,2 kW	5,2 kW	8,2 kW	8,2 kW
Supply	3PH+N+PE	3PH+N+PE	3PH+N+PE	3PH+N+PE	3PH+N+PE
Number of nozzles	49/49	56/56	66/66	81/81	93/93

CONNECTIONS

TYPE	BIG 2B 1000 - 1200	BIG 2B 1400 -1800	BIG 2B 2200
Steam drain outlet	80 mm	100 mm	2 x 100 mm
Tank drain outlet	F 1" 1/4 Gas	F 1" 1/4 Gas	F 1" 1/4 Gas
Water filling solenoid valve	F 3/4" Gas	F 3/4" Gas	F 3/4" Gas
Oil separator drain outlet	M 1/2" Gas	M 1/2" Gas	M 1/2" Gas
Compressed air intake	F 1/4" Gas	F 1/4" Gas	F 1/4" Gas
Compressed air blowing solenoid valve	F 1" Gas	F 1" Gas	F 1" Gas
Tank emptying pump	F 1" ¼ Gas	F 1" ¼ Gas	F 1" ¼ Gas
Burner flue natural Gas/Gas	130 mm	130 mm	130 mm
Overflow valve	F 1" Gas	F 1" Gas	F 1" Gas
Upper vent	130 mm	130 mm	130 mm

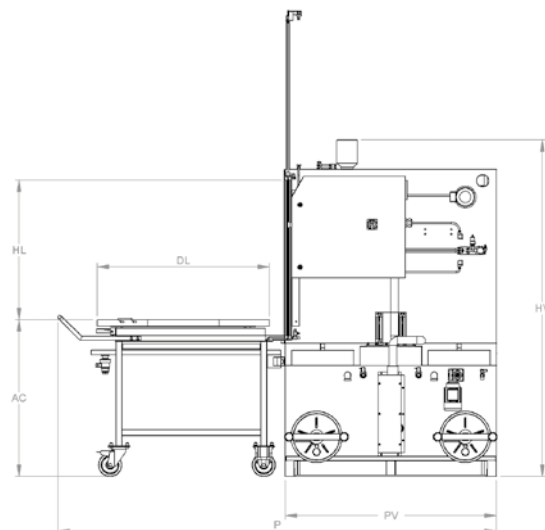
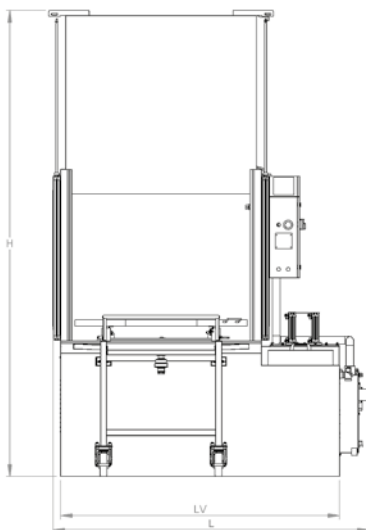
PLATFORM

MODEL	USEFUL (green line)	MAXIMUM (red line)
1000	90 cm	100 cm
1200	110 cm	120 cm
1400	128 cm	140 cm
1800	165 cm	180 cm
2200	200 cm	220 cm



DIMENSIONS

DIMENSIONS	BIG 2B 1000	BIG 2B 1200	BIG 2B 1400	BIG 2B 1800	BIG 2B 2200
L (width)	205 cm	230 cm	250 cm	280 cm	330 cm
P (depth)	260 cm	300 cm	330 cm	400 cm	480 cm
H (height)	275 cm	295 cm	315 cm	340 cm	345 cm
DL (washing diameter)	90 cm	110 cm	128 cm	165 cm	200 cm
HL (washing height)	70 cm	80 cm	90 cm	100 cm	100 cm
AC (loading height)	95 cm	95 cm	95 cm	95 cm	95 cm
PV (tank depth)	135 cm	155 cm	175 cm	210 cm	255 cm
HV (tank height)	200 cm	210 cm	220 cm	235 cm	240 cm



COMPLETENESS
COMPLETENESS

CHEMICAL PRODUCTS

SAX

Degreaser in powder with alkaline reaction and powerful cleanser.

Concentrazione: dal 1% all' 6%.

Temperature: da 60 °C a 80° C.

PH: ~ 12. Confezione: sacco 25Kg.

NEW 105

Degreaser and powerful protective cleanser, stain remover.

Concentration: 1% to 3% for aluminium, 3% to 5% for steel. Working temperature: 50 °C to 80 °C. pH: ~ 11.

Pack: 30 kg jerrycan.

SG 233A

Degreaser and powerful cleanser with moderate alkalinity.

Concentration: 2% to 4%.

Working temperature: 40 °C to 60 °C. pH: ~ 11.

Pack: 30 kg jerrycan.

XL 10

Degreaser with average alkalinity ideal to remove steel-molding oil. Slightly deoxidiser.

Concentration: 3% to 8%.

Temperatures: 50 °C to 80 °C. pH: ~ 13.

Pack: 30 kg jerrycan.

CARK 211

Cleaner ideal for ultrasonic for immersions.

Ideal to remove oils, greases and polish.

Do not use with pressurised spray machines as it is a foaming-agent.

Concentration: 3% to 5%.

Temperatures: 50 °C to 70 °C. pH: ~ 10.

Pack: 30 kg jerrycan.



FOREL-L

Strongly caustic degreaser with very strongly alkalinity.

For grease, oil and sludge removal.

Resins and paints can be removed with a high dosage and temperatures.

Concentration: 1% to 20%.

Temperatures: 50 °C to 80 °C. pH: ~ 13.

Pack: 30 kg jerrycan.

PROTEK-IN

Protective liquid cleanser for a slightly degreasing action and oil-free.

Recommended even before painting.

Concentration: 0.1% to 1%.

Temperatures: 40 °C to 60 °C. pH: ~ 9.

Pack: 30 kg jerrycan.

ASH

No-silicone and antifoaming liquid cleanser ideal to prevent foaming in the washing cycle.

Concentration: 0.5% to 5%.

Pack: 30 kg jerrycan.

QUALITY
QUALITY



www.smeclean.com

YouTube

TEKNOX ITALY

ADDRESS

Via Mori, 6
40054 Prunaro di Budrio
Bologna - Italy

PHONE

+ 39 051 800862

FAX

+ 39 051 803769

E-MAIL

info@smeclean.com